

### COMPANY NAME AND ADDRESS:

Stratco (N.Z.) Limited, 55 Hands Road, Middleton, Christchurch, 8024— Ph (03) 338 9063—NZBN 9429040814629

Stratco (HB) Limited, 65 Niven Street, Onekawa, Napier, 4110—Ph (06) 843 6159—NZBN 9429036524792

Contour Roofing Nelson Limited, 41 Venice Place, Stoke, Nelson, 7011— Ph (03) 538 0824—NZBN 9429038730085

Contour Blenheim Limited, 35 Kinross Street, Blenheim, 7201— Ph (03) 577 7720—NZBN 9429031587600

**ADDRESS FOR SERVICE:** Nexia Christchurch Limited, Level 4, 123 Victoria Street, Christchurch, 8013

### BRANCH LOCATIONS:

**ROTORUA** Ph: (07) 347 4635 18 Scott St, Whakarewarewa, Rotorua 3010

**NAPIER** Ph: (06) 843 6159 65 Niven St, Onekawa, Napier 4110

**LEVIN** Ph: 021 910 588 1b/5 Bush Street, Levin, 5510

**CHRISTCHURCH** Ph: (03) 338 9063 55 Hands Rd, Middleton, Christchurch 8024

**CROMWELL** Ph: (03) 445 0870 8 McNulty Rd, Cromwell 9310


**NELSON** Ph: (03) 538 0824 41 Venice Pl, Stoke, Nelson 7011

**BLLENHEIM** Ph: (03) 577 7720 35 Kinross St, Blenheim 7201

**WEBSITE:** [www.stratco.co.nz](http://www.stratco.co.nz)

**EMAIL:** [technical@stratco.co.nz](mailto:technical@stratco.co.nz)

### PRODUCT: Stratco Aluminium Fencing



### DESCRIPTION

Stratco Aluminium Fencing is perfect for garden and pool fencing. Constructed from long lasting, rust free aluminium that is strong yet light and durable, it is easy to install. Stratco Aluminium Fencing is powdercoated Satin Black as standard. Custom colours are available upon request.

Featuring simple, clean and stylish lines, Aluminium Fencing is available in three attractive panel designs; Flat Top, Loop Top and Picket Top. Choose from two fence heights of 1200mm and 1500mm. The standard panel width is 2400mm. Stratco Aluminium Fencing arrives in pre-made fence panels that attach to aluminium fence posts.

Stratco Aluminium Fence is available with a matching single gate and gate accessories including a magna latch and self closing gate hinges. The single gate has a 970mm wide opening. The lightweight aluminium panels are easy to move into position, where they attached to aluminium posts via a simple bracket.

The posts are supplied with a post cap and are powdercoated Satin Black to match the panels. The posts can either be installed in-ground embedded into concrete or ordered with a footing plate for installing above ground.

### PLACE OF MANUFACTURE

China

### DESIGN CONSIDERATIONS

- Stratco Aluminium Fencing is powdercoated Satin Black as standard. Custom colours are also available upon request.
- Available in three panel designs; Flat Top, Loop Top and Picket Top
- Choose from two fence heights of 1200mm and 1500mm.
- Standard panel width is 2400mm
- Standard posts lengths 1800mm & 2100mm
- Flanged (footing plate) post lengths 1300mm & 1600mm
- Accessories include single gates, magna latch, self closing gate hinges and post caps
- Stratco Aluminium Pool Fencing complies with both the dimensional and test requirements as specified in NZS 8500: 2006 - Safety Barriers and Fences Around Swimming Pools, Spas and Hot Tubs
- Fences erected around residential pools require a building consent and must comply with the requirements of Clause F9 of the New Zealand Building Code, including the requirements around access and gates. Residential pools (excluding spa pools, hot tubs, etc that have a safety cover as a barrier) require mandatory inspections every three years, either by the territorial authority or an independently qualified pool inspector. The territorial authorities also have the discretion to inspect any residential pool at any time
- Also refer to the Fencing Act 1978 for legal considerations and obligations when building a fence
- Installation advice, tools and accessories that you need to complete your fence are available at Stratco. Alternatively, Stratco can arrange a free measure and quote from one of our Authorised Fencing Dealers.
- Further information: [www.stratco.co.nz/nz/fencing/aluminium-fencing/](http://www.stratco.co.nz/nz/fencing/aluminium-fencing/)

### MATERIAL COMPOSITION & COATINGS

Powdercoated aluminium construction.

### BUILDING CODE COMPLIANCE

The product will, if used in accordance with Stratco's installation and maintenance requirements, assist with meeting the following provisions of the building code:

- **Clause B1 Structure:** B1.3.1, B1.3.2, B1.3.3 (f,h,j), B1.3.4  
Stratco Aluminium Fencing meets the performance requirements of B1.3.1, B1.3.2, B2.3.3 (f), (h), (j) and B1.3.4.
- **Clause B2 Durability:** B2.3.1 (c)  
Stratco Aluminium Fencing meets the performance requirements of B2.3.1 (c) 5 years
- **Clause F9 Means of Restricting Access to Residential Pools:** F9.3.1, F9.3.2, F9.3.3  
Stratco Aluminium Fencing meets the requirements of F9.3.1, F9.3.2 and F9.3.3 to restrict access to residential pools

**Note:** Refer to the Fencing Act 1978 for further legal considerations and obligations when building a fence

### INSTALLATION

Pool fencing shall have a maximum clearance of 100mm to the finished floor/ground level, height not be less than 1200mm and there can be no climbable objects on the outside within 1200mm of the top of the barrier/fence. The height shall be considered to be effective if a quadrant of radius 1200mm provides a clearspan of 1200mm to finished floor/ground level. Refer Figure 1.0.

Aluminium pool gate panels are a maximum 975mm wide with additional dimensional details as per standard Aluminium fencing panels. Pool gates must only swing outwards away from the pool area, be self-closing and self-latching with the gate latch at least 1500mm above finished floor/ground level or in compliance with location and shielding requirements specified in NZS 8500. Refer to manufacturers specifications for gate latch installation requirements.

Minimum post size between gates and panels shall be 50x50x1.8mm aluminium tube, alloy 6063-T6. 7. Post embedded minimum 450mm into concrete footings of minimum 250mm diameter by 600mm depth into 'Good Ground' as defined in NZS 3604:2011. Posts are not to be fixed onto concrete at base.

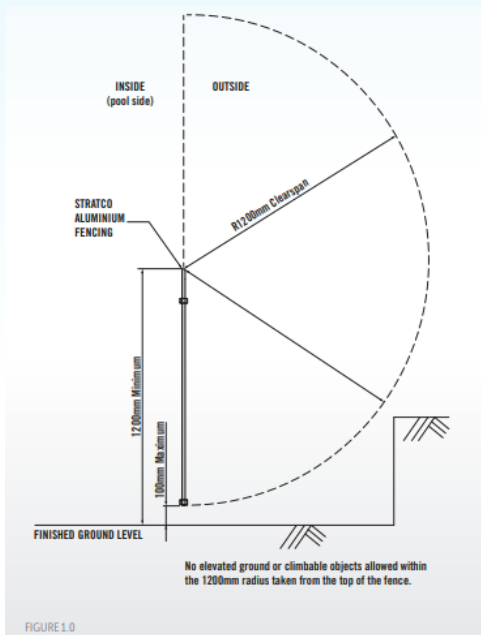


FIGURE 1.0

### INSTALLING THE FENCE

Use a string line to accurately determine the fence runs. Using the spacing information from Figure 2.0 mark the post positions.

Once marked, the post holes can be dug. Footing dimensions are as indicated in Figure 3.0.

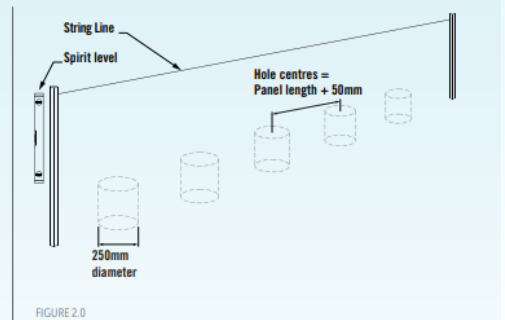


FIGURE 2.0

### PREPARING THE FOOTING

Once the post has been positioned and propped into place, the concrete can be mixed and poured. Prepare the Stratco concrete mix as per the details on the bag and fill the hole (refer Figure 3.0). The top of the footing will need to be smoothed with a trowel ensuring the surface slopes away from the post.

No load should be applied to the footing for at least 48 hours. Maximum concrete strength will typically occur after 28 days, so care should be taken not to apply excessive force to the fence during this time.

**Note:** Ensure post alignment is maintained and posts remain plumb during footing installation.

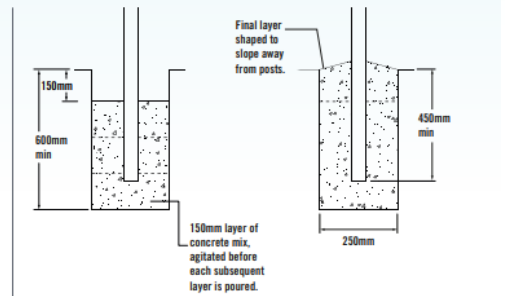


FIGURE 3.0

### FASTENING PANELS TO POST

The fence panels must be attached to the pre-installed posts.

The fence panel are fixed to the post by the supplied collars and screws.

1. Slide the collars over the exposed top and bottom rails at each end of the fence panels (Figure 4.1). Ensure the screw holes are located on the bottom of the rail.
2. Slide the collar back to be flush with the post and fasten in place with self-drilling screws supplied (Figure 4.1), two through pre-drilled holes to post, with an additional screw to secure the collar to the rail.

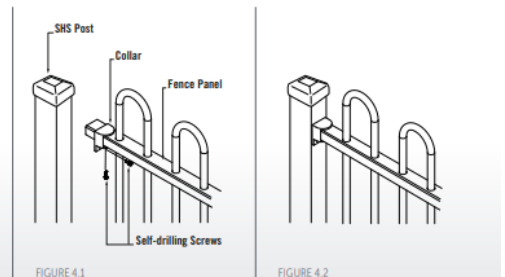


FIGURE 4.1

FIGURE 4.2

### **MAINTENANCE**

Stratco Aluminium Fencing can be manually washed by either water and a sponge or a soft nylon brush or by water blasting at pressures of no more than 20MPa. Never use abrasive or solvent based cleaners such as turps, petrol or kerosene.

### **SECTION 26 OF THE BUILDING ACT**

Stratco Aluminium Fencing Systems are not subject to any warnings or bans under Section 26 of the Building Act.

### **ENVIRONMENT**

Stratco has Toitu Enviromark Gold Certification. Stratco sites recycle all steel and aluminium scrap and offcuts which can then be remelted for use in other steel or aluminium products.

Steel and aluminium are infinitely recyclable so at the end of its useful life the product can be recycled and remelted for other steel or aluminium products.

### Appendix

As reference, this appendix contains the full descriptions of all building performance clauses listed in this document.

#### B1 Structure

##### B1.3.1

*Buildings, building elements* and *sitework* shall have a low probability of rupturing, becoming unstable, losing equilibrium, or collapsing during *construction* or *alteration* and throughout their lives.

##### B1.3.2

*Buildings, building elements* and *sitework* shall have a low probability of causing loss of amenity through undue deformation, vibratory response, degradation, or other physical characteristics throughout their lives, or during *construction* or *alteration* when the *building* is in use.

##### B1.3.3

Account shall be taken of all physical conditions likely to affect the stability of *buildings, building elements* and *sitework*, including:

- (f) earthquake
- (h) wind
- (j) Impact

##### B1.3.4

Due allowances shall be made for:

1. the consequences of failure,
2. the intended use of the *building*,
3. effects of uncertainties resulting from *construction* activities, or the sequence in which *construction* activities occur,
4. variation in the properties of materials and the characteristics of the site, and
5. accuracy limitations inherent in the methods used to predict the stability of *buildings*

#### B2 Durability

##### B2.3.1

*Building elements* must, with only normal maintenance, continue to satisfy the performance requirements of this code for the lesser of the *specified intended life* of the *building*, if stated, or:

(c) 5 years if:

- (i) the *building elements* (including services, linings, renewable protective coating, and *fixtures*) are easy to access and replace, and
- (ii) failure of those *building elements* to comply with the *building code* would be easily detected during normal use of the *building*.

#### F9 Means of restricting access to residential pools

##### F9.3.1

*Residential pools* must have or be provided with physical barriers that restrict access to the pool or the *immediate pool area* by unsupervised young children (ie, under 5 years of age).

##### F9.3.2

Barriers must either:

- (a) surround the *pool* (and may enclose the whole or part of the *immediate pool area*)

##### F9.3.3

A barrier surrounding a *pool* must have no permanent objects or projections on the outside that could assist children in negotiating the barrier. Any gates must

- a. open away from the pool; and
- b. not be able to be readily opened by children; and
- c. automatically return to the closed position after use.